




Care instructions

The practical guide for proper care.
With original daytona® care products.



daytona®

Motorcycle boots made in Germany.

■ **Congratulations!**

Fantastic boots you bought there!

With these you can travel safely and comfortably. And for a long time. Because your daytona® boots are loyal companions which will go with you on many journeys and stay in great condition.

However, you need to give your boots a bit of attention. Because our boots can really do a lot, but there is one thing they can't do: look after themselves. That's right, it's a matter of cleaning shoes. Sounds old-fashioned - but it's true. And it works wonders - that's a promise.



■ **Basics**

3 Tricks for happy boots and happy boot owners!

Regular cleaning and care

daytona® boots are famous for durability. You can make your boots last even longer, if you clean them and give them some attention a few times a year.

Always condition them after riding in the rain

You should condition your daytona® boots especially after long rides in the rain. Because essential compounds are washed out of the material by rain, reducing the good properties.

Spray the zip every couple of weeks

To ensure that the zip always slides smoothly when you put the boots on and take them off, you should spray the zip with Turbo Grease every couple of weeks.

daytona®
Motorcycle boots made in Germany.

■ Intense care

Cleaning the boots

Remove dust and dirt with a cloth or a shoe brush that is not too hard.

Caution: Do not remove dirt with a high pressure cleaner - that makes leather brittle. Compressed air can sometimes be used solely for the zip. If it is particularly dirty, just give it a short blow at the petrol station.

Care of boots

Caution: Do not use daytona® Special Leather Care and Aqua Stop on the AC Classics GTX model because of the nubuck leather.

1. Impregnation. For waterproof boots, we have already done a lot. But the boot needs the owner to add the finishing touches: regular impregnation helps to keep feet dry. This also makes the boots dirt-repellent. **daytona® Aqua Stop** is applied with the sponge supplied. Please wait for a day after application to give the leather time to absorb the Aqua Stop and for them to dry out properly. Then polish smooth leather with a soft cloth; for suede simply brush over again.

2. Care of leather. Gore-Tex® boots need special care products that are low in fat or oil to keep them breathable. For example, **daytona® Special Leather cleaner**, which is applied with a soft cloth to the clean shoe.

3. Care of the zip. To ensure that the zip does not become a weak point, this also needs care. **Turbo Grease** from daytona® is simply sprayed on; this reduces abrasion and the zip remains smooth-running, durable and dirt-repellent.

4. Blacking leather. Scratches and scuffs in the leather can be made to disappear again with a quick black colour treatment. For this daytona® provides **Leather Black** in a tube with sponge.



Extra care after rain

On a trip in the rain daytona® boots have a tough job: keeping your feet dry. But they are happy when you give them some extra attention afterwards. Because the wet washes fat and dye out of the leather, this makes the material less water-resistant in the long run. Therefore, as soon as the boots are dry, you need to make an extra lap - an extra lap of care.

1. Drying boots.

Wet boots are best stuffed with newspaper or dried on a stretcher - at room temperature.

Caution: Never dry boots on a heater or in direct sunlight. Stand the boots with the sole upwards to dry, then the moisture between the layers can escape more easily.

2. Cleaning and brushing boots.

3. Make boots waterproof once more with Aqua-Stop.

Simply apply evenly with the sponge on the bottle and leave to dry, preferably overnight.

4. Apply leather conditioner.

If black leather is a bit faded, simply apply **daytona® Leather Black**. And a day later, when the Leather Black is dry, use **daytona® Leather Care**.

5. Spray zips with Turbo Grease.

■ Products

Impregnation, repelling water and dirt

daytona® Aqua Stop (75 ml) is a very rich, color-intensifying and highly effective impregnation concentrate for all daytona® styles. Without spray mist, and mild-smelling, it can even be used indoors. Aqua Stop preserves the breathability of all materials (except patent leather), is recommended for GORE-TEX® and is also ideal for water-proofing seams and soles.

Application: Remove dust and dirt. Apply sufficient Aqua Stop to the surface only with the sponge and leave to dry - ideally overnight. Polish smooth leather, brush suede leather with a suitable brush.



Restoring grease to leather, preventing dehydration, repelling dirt

daytona® Special Leather cleaner (75 ml) prevents leather from drying out, is dirt-repellent and acts as a greasing agent.

Application: We recommend applying cream to the boots before the first wearing and then polishing with a soft cloth. Repeat this regularly, first cleaning dust and dirt from the boots.



For smooth-running and durable zips

daytona® Turbo Grease zip care spray (100 ml) was developed specifically for daytona®. Resistance to friction and grinding of the zip slider is minimised by Teflon particles. It remains smooth-running and dirt-repellent, and lasts longer. Turbo Grease does not cause stains.

Application: Simply spray on thinly; this results in an almost transparent lubricating film.



Colour refresher for scuffed leather

daytona® Leather Black (75 ml) for new colour on badly scuffed places on the leather. Also covers small scratches. Solvent-free.

Application: Remove dust and dirt, apply cream thinly and evenly, let it dry and then polish with a soft cloth.



daytona®
FREY
Motorradstiefel Motorcycle Boots

Where can you get the basic equipment?

Ask your authorized daytona® dealer for original daytona® care products – the right basis for a long boot life cycle.

For a complete list of dealers see www.daytona.de.



daytona®
Worth every penny

Bahnhofstraße 5 + 6 • D-84307 Eggenfelden

Tel: +49 8721 9644-0

• Fax: +49 8721 8424

Mail: info@daytona.de

• www.daytona.de